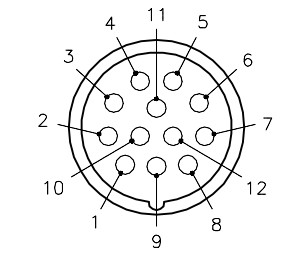
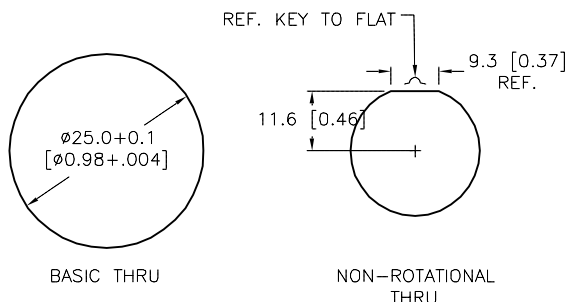
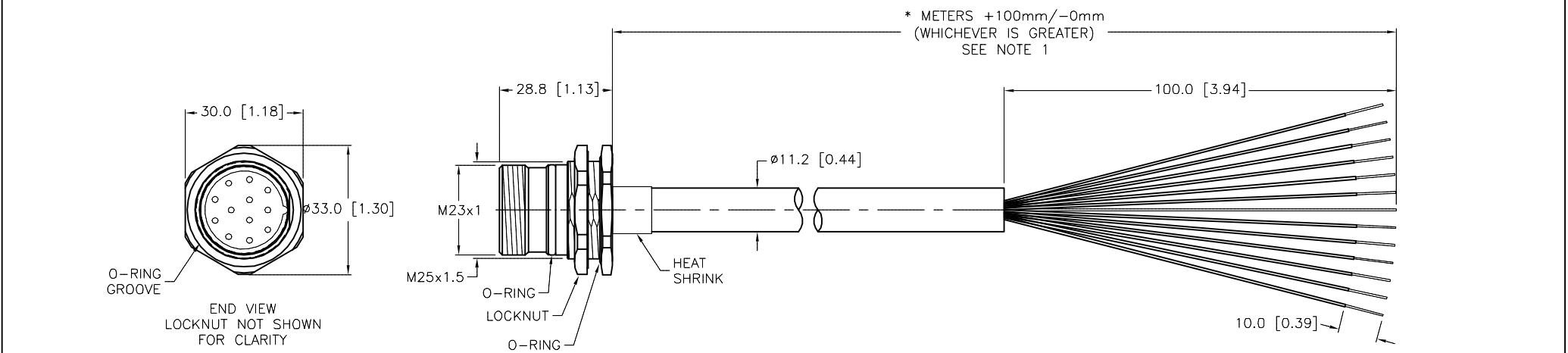


| MALE END VIEW                                                                                                                                                                                                                                                                          |  | PANEL CUTOUT (TYPICAL)                                                                                                          |  | SPECIFICATIONS                     |                                   |
|----------------------------------------------------------------------------------------------------------------------------------------------------------------------------------------------------------------------------------------------------------------------------------------|--|---------------------------------------------------------------------------------------------------------------------------------|--|------------------------------------|-----------------------------------|
|  <div>1 = BROWN<br/>2 = BLUE<br/>3 = WHITE<br/>4 = GREEN/YELLOW<br/>5 = ORANGE<br/>6 = YELLOW<br/>7 = GRAY<br/>8 = PINK<br/>9 = RED<br/>10 = BROWN/WHITE<br/>11 = BLUE/WHITE<br/>12 = GREEN/WHITE</div> |  |  <div>BASIC THRU<br/>NON-ROTATIONAL THRU</div> |  | CONTACT CARRIER MATERIAL           | NYLON or PBT                      |
|                                                                                                                                                                                                                                                                                        |  |                                                                                                                                 |  | CONTACT MATERIAL/PLATING           | BRASS/GOLD                        |
|                                                                                                                                                                                                                                                                                        |  |                                                                                                                                 |  | CONNECTOR HOUSING MATERIAL/PLATING | BRASS/NICKEL                      |
|                                                                                                                                                                                                                                                                                        |  |                                                                                                                                 |  | O-RING/GASKET MATERIAL             | RUBBER (NITRILE OR FPM)           |
|                                                                                                                                                                                                                                                                                        |  |                                                                                                                                 |  | RATED CURRENT [A]                  | 6.0 A MAX.                        |
|                                                                                                                                                                                                                                                                                        |  |                                                                                                                                 |  | RATED VOLTAGE [V]                  | 300 V                             |
|                                                                                                                                                                                                                                                                                        |  |                                                                                                                                 |  | OUTER JACKET MATERIAL/COLOR        | PVC/YELLOW                        |
|                                                                                                                                                                                                                                                                                        |  |                                                                                                                                 |  | CONDUCTOR INSULATION MATERIAL      | PVC                               |
|                                                                                                                                                                                                                                                                                        |  |                                                                                                                                 |  | NUMBER OF CONDUCTORS (AWG)         | 12x18 AWG                         |
|                                                                                                                                                                                                                                                                                        |  |                                                                                                                                 |  | DRAIN/SHIELD                       | 20 AWG/ALUM.-POLYESTER FOIL       |
|                                                                                                                                                                                                                                                                                        |  |                                                                                                                                 |  | TEMPERATURE RATING                 | -40°C to +105°C (-40°F to +221°F) |
|                                                                                                                                                                                                                                                                                        |  |                                                                                                                                 |  | PROTECTION CLASS                   | IEC IP65                          |
|                                                                                                                                                                                                                                                                                        |  |                                                                                                                                 |  | MAXIMUM PANEL THICKNESS            | 6.5 [0.256]                       |



| CABLE LENGTH | TOLERANCE*                                                                  |
|--------------|-----------------------------------------------------------------------------|
| ALL LENGTHS  | + 4% (OR 50mm) OF LENGTH<br>- 0% (OR 0mm) OF LENGTH<br>WHICHEVER IS GREATER |
| STRIP LENGTH | TOLERANCE*                                                                  |
| 0-7mm        | ±0.5mm                                                                      |
| 8-29mm       | ±1.0mm                                                                      |
| 30-49mm      | ±2.0mm                                                                      |
| 50-69mm      | ±3.0mm                                                                      |
| 70-100mm     | ±4.0mm                                                                      |
| OVER 100mm   | ±5.0mm                                                                      |

\* UNLESS OTHERWISE SPECIFIED

NOTES:

- "\*" INDICATES CABLE LENGTH IN METERS. CONTACT TURCK TO ORDER SPECIFIC LENGTHS.
- "/S717" DESIGNATES ANY RECEPTACLE ASSEMBLED WITH STANDARD PVC CABLE. CONDUCTORS STRIPPED BACK TO A SUITABLE DISTANCE TO ASSEMBLE INTO RECEPTACLE. HEAT SHRINK OVER CABLE BEFORE POTTING.
- "/S817" DESIGNATES SPECIAL COLOR CODE.

SOURCE DRAWING - FOR REFERENCE ONLY

NOTES:

1. "∗" INDICATES CABLE LENGTH IN METERS. CONTACT TURCK TO ORDER SPECIFIC LENGTHS.

2. "/S717" DESIGNATES ANY RECEPTACLE ASSEMBLED WITH STANDARD PVC CABLE. CONDUCTORS STRIPPED BACK TO A SUITABLE DISTANCE TO ASSEMBLE INTO RECEPTACLE. HEAT SHRINK OVER CABLE BEFORE POTTING.

3. "/S817" DESIGNATES SPECIAL COLOR CODE.

|     |                                                   |     |          |         |
|-----|---------------------------------------------------|-----|----------|---------|
| D   | UPDATE GASKET MATERIAL TO RUBBER (NITRILE OR FPM) | RDS | 11/20/19 | 75414   |
| REV | DESCRIPTION                                       | BY  | DATE     | ECO NO. |

|                      |                                                                 |                                                                                                                            |                                                                                                                      |                                       |              |
|----------------------|-----------------------------------------------------------------|----------------------------------------------------------------------------------------------------------------------------|----------------------------------------------------------------------------------------------------------------------|---------------------------------------|--------------|
| RELATED DOCUMENTS    | 3RD ANGLE PROJECTION                                            | THIS DRAWING IS CONFIDENTIAL AND THE PROPERTY OF TURCK INC. USE OF THIS DOCUMENT WITHOUT WRITTEN PERMISSION IS PROHIBITED. | 3000 CAMPUS DRIVE<br>MINNEAPOLIS, MN 55441<br>1-800-544-7769<br>(763) 553-7300<br>(763) 553-0708 fax<br>www.turck.us |                                       |              |
| 1.<br>2.<br>3.<br>4. |                                                                 |                                                                                                                            | <b>TURCK</b>                                                                                                         |                                       |              |
| MATERIAL             | ALL DIMENSIONS DISPLAYED ON THIS DRAWING ARE FOR REFERENCE ONLY | DRFT RWC                                                                                                                   | DATE 02/08/10                                                                                                        | DESCRIPTION<br>CSFD 12-12-∗/S717/S817 |              |
| SEE SPECIFICATIONS   |                                                                 | APVD                                                                                                                       | SCALE 1 = 1.5                                                                                                        |                                       |              |
| FINISH               | CONTACT TURCK FOR MORE INFORMATION                              | UNIT OF MEASUREMENT<br>MILLIMETER [ INCH ]                                                                                 |                                                                                                                      | IDENTIFICATION NO.                    | REV<br>D     |
| SEE SPECIFICATIONS   |                                                                 | DO NOT SCALE THIS DRAWING                                                                                                  |                                                                                                                      | FILE: 777025869                       | SHEET 1 OF 1 |

|     |                                                   |     |          |         |
|-----|---------------------------------------------------|-----|----------|---------|
| D   | UPDATE GASKET MATERIAL TO RUBBER (NITRILE OR FPM) | RDS | 11/20/19 | 75414   |
| REV | DESCRIPTION                                       | BY  | DATE     | ECO NO. |